apw
ITALIANDESIGN

VERAK® EMC

19" STANDALONE CABINET WITH RADIO FREQUENCY PROTECTION

www.apw.eu.com

VERAK® EMC
Technical specification

DIMENSIONS

Internal Height	27U / 37U / 42U / 47U
Full Height	1315 / 1760 / 1982 / 2205 mm
Depth	689 / 889 / 989 mm
Width	600 / 800 mm
Mounting depth	486 / 686 / 786 mm (panel mount – panel mount)
Weight	According to the dimensions
Load capacity	1000 Kg

FINISHING

Standard colour	Grey RAL 7035 Side panels Grey RAL 7037 Top cover, front and rear doors ZINC PLATED Panel mount supports, 19” panel mounting angle, internal frame	Custom colours on demand
Optional colour	Anthracite RAL 7016 Top cover, front and rear doors, side panels Black RAL 9005 Cabinet frame, panel mount supports and 19” panel mounting angles ZINC PLATED Panel mount supports, 19” panel mounting angle, internal frame	

MATERIALS SPECIFICATIONS

Frame	Steel 2.0 mm
Panel mounting angles and reducing channels	Steel 2.0 mm
Panel mount supports	Steel 1.5 mm
Side / rear panels	Steel 1.5 mm
Top cover	Steel 1.2 mm
Doors	Steel 1.5 mm
Glass	Twin glass 3 mm thick with thin wire mesh inside

STANDARDS

IEC 60297	Dimension of mechanical structures of the 19” equipment
DIN 41494	Basic specification for 19” construction systems
EN 60950	European safety standards for information technology equipment
VDE0100	Installation and set-up of current system and grounding
DIN-1249-11	Glass building; glass edges

INTRODUCTION TO VERAK® EMC

VERAK® EMC is a line of floor standing cabinets equipped with EMI / EMC shielding to meet high electromagnetic compatibility requirements. VERAK® EMC is available in the standard version with an attenuation of over 80 dB at 100 MHz and 40 dB at 1 GHz, and, on request, in the ENHANCED version with 40 dB shielding at 3 Ghz to meet particularly demanding requirements.
The electrical continuity of the cabinet is guaranteed by metal "fingers" which can only be removed with a special tool and which, thanks to their robustness, guarantee the inalterability of EMI / EMC performance for decades. VERAK® EMC is an extremely robust cabinet characterized by a 2mm thick frame and a static load capacity of 1000 Kg. The front and rear doors are easily reversible and are equipped with a locking mechanism with rods that ensures the integrity of the sealing system. A swing handle controls a 4-point locking system which determines the correct pressure on the "fingers" to ensure electrical continuity. The structure of the side panels and the metal door have a double panel, an internal conductive and an external painted one. The glass of the EMC door, in particular, is equipped with a thin metal mesh enclosed between two 3 mm thick glass plates to ensure continuity of the mass and allow visual inspection of the material without compromising EMC performance.

KEY FEATURES

- EMC cabinet with attenuation over 80 dB at 100 MHz and 40 dB at 1 GHz
- ENHANCED version on request with up to 40 dB attenuation at 3 Ghz
- Exceptional frame strength with admissible static load 1000 Kg
- Door locking system with four-point locking
- Door in shielded glass or in metal
- Removable side panels
- Reduced height rear metal door with 10U panel for cable access
- Upper and lower perforated or full EMC screens
- Standard 19" adjustable front and rear uprights
- Specific accessories for a wide range of applications
- Wheels with capacity up to 250 kg optional
- "Additional bay" versions prepared for coupling
- Preparation for assembly of complete earthling set in compliance with EN 60950

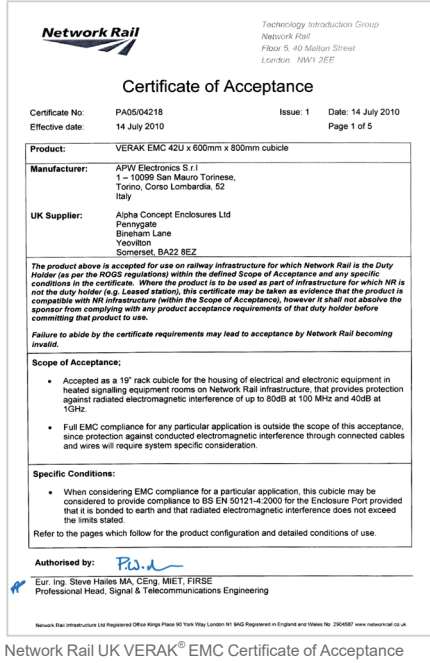

Network Rail

Technology Introduction Group
Network Rail
Floor 5, 40 Melton Street
London NW1 2EE

Certificate of Acceptance

Certificate No: PA05/04218 Issue: 1 Date: 14 July 2010
Effective date: 14 July 2010 Page 1 of 5

Product: VERAK EMC 42U x 600mm x 800mm cubicle

Manufacturer: APW Electronics S.r.l
1 – 10099 San Mauro Torinese,
Torino, Corso Lombardia, 52
Italy

UK Supplier: Alpha Concept Enclosures Ltd
Pennygate
Bineham Lane
Yeovilton
Somerset, BA22 8EZ

The product above is accepted for use on railway infrastructure for which Network Rail is the Duty Holder (as per the ROGS regulations) within the defined Scope of Acceptance and any specific conditions in the certificate. Where the product is to be used as part of infrastructure for which NR is not the duty holder (e.g. Leased station), this certificate may be taken as evidence that the product is compatible with NR infrastructure (within the Scope of Acceptance), however it shall not absolve the sponsor from complying with any product acceptance requirements of that duty holder before committing that product to use.

Failure to abide by the certificate requirements may lead to acceptance by Network Rail becoming invalid.

Scope of Acceptance;

- Accepted as a 19" rack cubicle for the housing of electrical and electronic equipment in heated signalling equipment rooms on Network Rail infrastructure, that provides protection against radiated electromagnetic interference of up to 80dB at 100 MHz and 40dB at 1GHz.
- Full EMC compliance for any particular application is outside the scope of this acceptance, since protection against conducted electromagnetic interference through connected cables and wires will require system specific consideration.

Specific Conditions:

- When considering EMC compliance for a particular application, this cubicle may be considered to provide compliance to BS EN 50121-4:2000 for the Enclosure Port provided that it is bonded to earth and that radiated electromagnetic interference does not exceed the limits stated.

Refer to the pages which follow for the product configuration and detailed conditions of use.

Authorised by:

Eur. Ing. Steve Hailes MA, CEng, MIET, FIRSE
Professional Head, Signal & Telecommunications Engineering

Network Rail Infrastructure Ltd Registered Office Kings Place 90 York Way London N1 9AG Registered in England and Wales No: 2904587 www.networkrail.co.uk

Network Rail UK VERAK® EMC Certificate of Acceptance

VERAK® EMC
Technical specifications

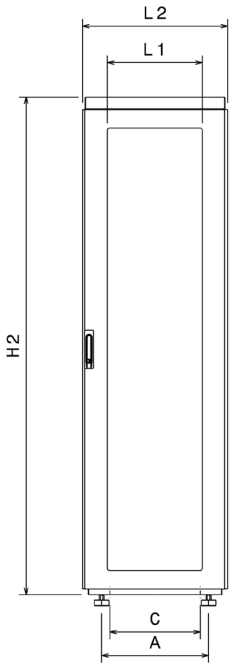

FRONT

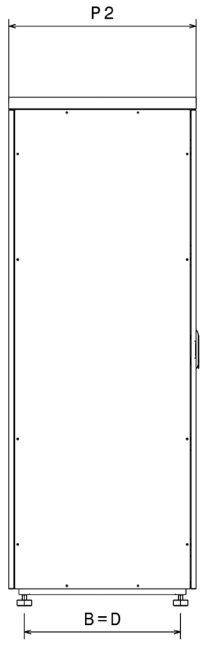

SIDE

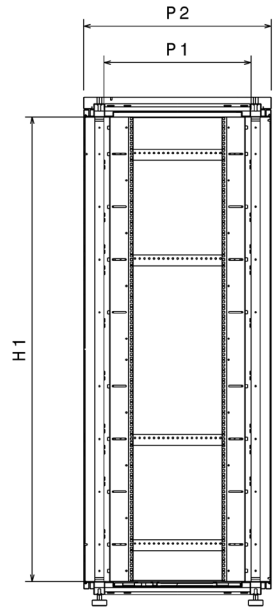

SECTION

Rack Dimensions	Height		Width		Depth		Feet position		Ground fixing	
	H1	H2 (mm)	L1	L2 (mm)	P1 (mm)	P2 (mm)	A (mm)	B (mm)	C (mm)	D (mm)
27U x 600 x 600	27U	1315	19"	605	600	689	450	558	380	558
27U x 600 x 800	27U	1315	19"	605	800	889	450	758	380	758
27U x 600 x 1000	27U	1315	19"	605	900	989	450	858	380	858
27U x 800 x 600	27U	1315	19"	805	600	689	650	558	580	558
27U x 800 x 800	27U	1315	19"	805	800	889	650	758	580	758
27U x 800 x 1000	27U	1315	19"	805	900	989	650	858	580	858
37U x 600 x 600	37U	1760	19"	605	600	689	450	558	380	558
37U x 600 x 800	37U	1760	19"	605	800	889	450	758	380	758
37U x 600 x 1000	37U	1760	19"	605	900	989	450	858	380	858
37U x 800 x 600	37U	1760	19"	805	600	689	650	558	580	558
37U x 800 x 800	37U	1760	19"	805	800	889	650	758	580	758
37U x 800 x 1000	37U	1760	19"	805	900	989	650	858	580	858
42U x 600 x 600	42U	1982	19"	605	600	689	450	558	380	558
42U x 600 x 800	42U	1982	19"	605	800	889	450	758	380	758
42U x 600 x 1000	42U	1982	19"	605	900	989	450	858	380	858
42U x 800 x 600	42U	1982	19"	805	600	689	650	558	580	558
42U x 800 x 800	42U	1982	19"	805	800	889	650	758	580	758
42U x 800 x 1000	42U	1982	19"	805	900	989	650	858	580	858
47U x 600 x 600	47U	2205	19"	605	600	689	450	558	380	558
47U x 600 x 800	47U	2205	19"	605	800	889	450	758	380	758
47U x 600 x 1000	47U	2205	19"	605	900	989	450	858	380	858
47U x 800 x 600	47U	2205	19"	805	600	689	650	558	580	558
47U x 800 x 800	47U	2205	19"	805	800	889	650	758	580	758
47U x 800 x 1000	47U	2205	19"	805	900	989	650	858	580	858

Additional heights to full height H2:

- Adjustable feet: Minimum 32 mm - Maximum 55 mm
- Castors: 97 mm
- Vented top cover: 25 mm

VERAK® EMC
Primary cabinet

“PRIMARY” CABINET READY TO USE

The VERAK® Primary Kit is a ready to use configured cabinet, one order code gives you a complete Primary enclosure ideal for housing active equipment, electronics and computer servers. It can also be used as a starting base in order to create your own unique configured enclosure by adding additional accessories.

CONTENTS OF KIT

Description	Qty
Corners verticals	4
End frames	2
19” panel mounting angles	4
Reducing cable channels (only 800 mm wide)	4
Panel mount support kit of 2	2 / 3
Side panels	2
Top cover (vented or plain)	1
Top EMC screen (vented or plain)	1
EMC bottom gland plate (vented or plain)	1
Front door, metal or glass	1
Metal rear door, full height or reduced	1
10U cable entry panel	1
Set of adjustable feet	1

DIMENSIONS UPON REQUEST

U Height	Overall height	Internal height
12U	649.2 mm	535.0 mm
17U	871.5 mm	757.3 mm
22U	1093.7 mm	979.5 mm
32U	1538.2 mm	1424.0 mm
Description	**Addition to height**	
Ventilated top	25.8 mm	
Heavy duty castors	59.7 mm	
Adjustable feet	Min. 32 mm Max. 55 mm	

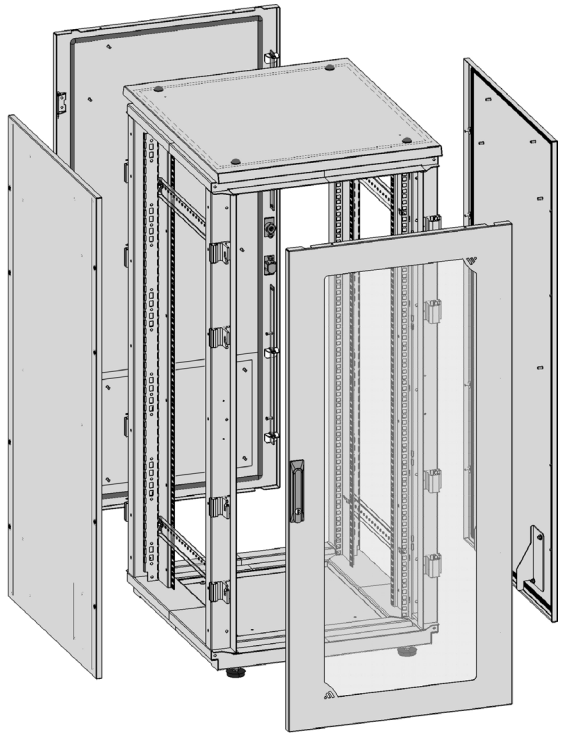

VERAK® EMC PRIMARY CABINET
600 mm width with shortened rear door and 10U cable entry panel

VERAK® EMC 22U
Front metal door, shortened rear metal door and 10U cable entry panel.

VERAK® EMC
Ordering informations

VERAK® EMC PRIMARY KIT FRONT METAL DOOR

IMRAK® EMC Primary Kit with front metal door, shortened rear door and 10U cable entry panel.

Height U x W x D	Order code
27 EMC 600 x 600 mm + panel10U shortened rear door	VT589-790600
37 EMC 600 x 600 mm + panel10U shortened rear door	VT589-790601
37 EMC 600 x 800 mm + panel10U shortened rear door	VT589-790602
42 EMC 600 x 600 mm + panel10U shortened rear door	VT589-790603
42 EMC 600 x 800 mm + panel10U shortened rear door	VT589-790604
42 EMC 800 x 600 mm + panel10U shortened rear door	VT589-790605
42 EMC 800 x 800 mm + panel10U shortened rear door	VT589-790606
42 EMC 800 x 1000 mm + panel10U shortened rear door	VT589-790608

IMRAK® EMC - Primary Kit
Front metal door, shortened rear door and 10U cable entry panel

VERAK® EMC PRIMARY KIT FRONT GLASS DOOR

IMRAK® EMC Primary Kit with front glass door, shortened rear door and 10U cable entry panel.

Height U x W x D (mm)	Order code
27 EMC 600 x 800 mm + panel 10U shortened rear door	VT589-790607

IMRAK® EMC - Primary kit
Front glass door, shortened rear door and 10U cable entry panel

FRAME
The frame comprises of 4 verticals and 2 end frames.

SIDE PANELS
Side panels are sold in pairs and are 1.5 mm steel painted in RAL7035. The side panels are fitted using captive screws which allow the units to easily be fitted or removed.

METAL DOORS
1.5 mm steel door is complete with swing handle which controls a 4-point locking system. The manual keyed alike lock is supplied as standard. Other key lock has to be ordered separately.

SHORTENED STEEL DOORS AND 10U CABLE ACCESS PANEL
A shortened steel door needs to be ordered with the 10U cable access panel. The cable access panel is recessed by 60mm so cable connectors do not protrude out from the total dimension. The cable access panel can be fitted above or below the door and is easily removed and customizable in according with the type of connectors to be used. The 1.5 mm steel door comes complete with swing handle which controls a 4-point locking system. The manual keyed alike lock is supplied as standard. Other key lock has to be ordered separately.

GLAZED DOOR
The EMC glass door, in particular, is equipped with a thin metal mesh enclosed between two sheets of 3 mm glass to maintain ground continuity and to allow the visual inspection of the equipment without compromising the EMC performance. A swing handle controls a 4-point locking system with central camshaft holding the proper pressure on the “fingers” for continuity. The manual keyed alike lock is supplied as standard. Other key lock has to be ordered separately.

SWING HANDLES
Both the metal and glass doors have a swing handle fitted as standard. Please note, the manual keyed alike lock is supplied as standard. Other key lock has to be ordered separately.

Keyed alike lock - self locking
All locks supplied operate with the same key and the door automatically locks when closed.

Keyed alike lock - manual locking
All locks supplied operate with the same key. To lock the door the key must be turned.

Lock blank
The lock blank fills the hole in the swing handle when a lock is not required. It also acts as a spring clip holding the handle into its housing.

TOP / BOTTOM PLATES
To guarantee the EMC performance, top and bottom screen plates must be fitted.

Plain plate
This plain EMC shielding plate which can be fitted at either the top or bottom of the rack can also be utilized as a cable entry panel.

Vented plate
The vented EMC shielding plate, fitted at both the top and bottom, allows air to flow through the rack. A top mounted ‘fan tray’ can also be fitted under the top to provide a forced air cooling to dissipate the warmth generated by the equipment without interferences with the EMC performance of the cabinet.

SIDE VENTED TOP COVER EMC
This top cover allows to create an air to flow from the top. Obviously the top and bottom screen plates must be vented as well.

FULLY VENTED TOP COVER EMC
A fully vented top is recommended when a fan tray is to be used. Obviously the top and bottom screen plates must be vented as well.

LIFTING EYES
Lifting eyes are sold as a kit of 4. Each has a load capacity up to 320 Kg.

BAYING BRACKET KIT
The kit consists of self-adhesive RFI contact fingers, plus 6 baying brackets. For example: if three racks are to be bayed together to make one suite of racks, one pair of ‘side panels’ are required (to be used on either end of the suite) and two ‘baying bracket kit.

VERAK® EMC
Ordering information

	27U	37U	37U	42U
Main structure (W x D)	**600 x 600**	**600 x 600**	**600 x 800**	**600 x 600**
Frame	VT586-565089	VT586-565105	VT586-565106	VT586-565113
Top / bottom plates				
Top vented screen	VT571-565779	VT571-565779	VT571-565780	VT571-565779
Bottom vented screen	VT571-565771	VT571-565771	VT571-565772	VT571-565771
Top and bottom plain	VT571-565763	VT571-565763	VT571-565764	VT571-565763
Doors with swing handle and blank cover				
Glazed door full length	VT571-565685	VT571-565687	VT571-565687	VT571-565688
Metal door full length	on request	VT571-565671	VT571-565671	VT571-565672
10U cable panel	VT571-565896	VT571-565896	VT571-565896	VT571-565896
Shortened metal door	VT571-565667	VT571-565669	VT571-565669	VT571-565670
For the sides				
Side panels	VT571-565743	VT571-565751	VT571-565752	VT571-565755
EMC baying kit	VT571-565875	VT571-565883	VT571-565884	VT571-565887
EMC Top covers				
Side vented top	VT571-565651	VT571-565651	VT571-565652	VT571-565651
Fully vented top	VT571-565659	VT571-565659	VT571-565660	VT571-565659
For the bottom of the rack				
Adjustable feet	VT554-547376	VT554-547376	VT554-547376	VT554-547376
Heavy duty castors	VT567-565408	VT567-565408	VT567-565408	VT567-565408
Lifting eyes	VT567-565489	VT567-565489	VT567-565489	VT567-565489
100 mm plinth corners	VT567-565504	VT567-565504	VT567-565504	VT567-565504
Plinth side trim kit	VT802-561035	VT802-561035	VT802-561036	VT802-561035
Plinth front and rear trim kit	VT802-561038	VT802-561038	VT802-561039	VT802-561038

VERAK® EMC 42U
Full length rear metal door

VERAK® EMC 42U
600x800 mm open front view

VERAK® EMC 42U
800x1000 mm version with plinth and feet

VERAK® EMC
EMC performances



VERAK® EMC EMI tests in an anechoic chamber

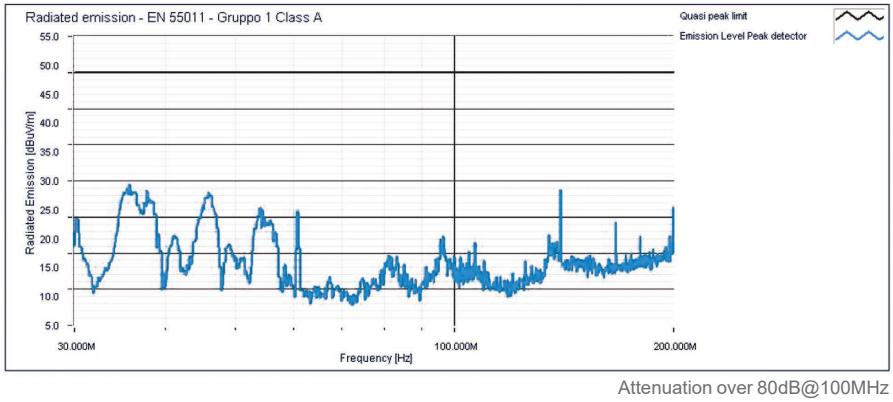

Attenuation over 80dB@100MHz

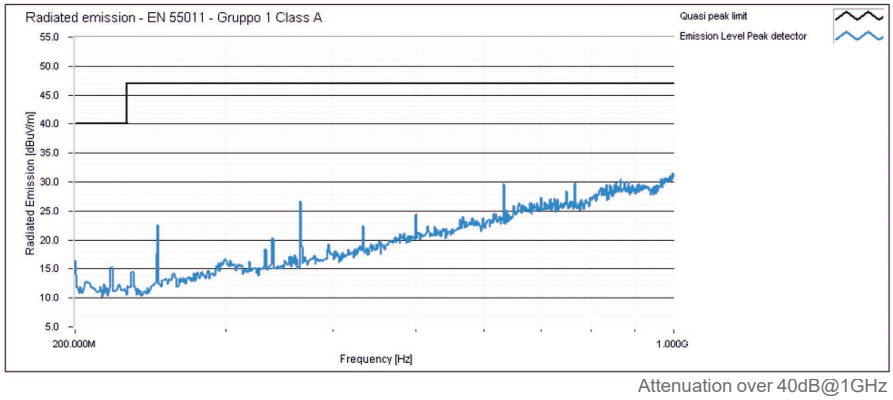

Attenuation over 40dB@1GHz

VERAK® EMC ENHANCED
Introduction

INTRODUCTION TO VERAK® EMC ENHANCED

VERAK® EMC ENHANCED is an EMC cabinet with high shielding performance that achieves 40dB attenuation at 3 GHz. It provides the welded cabinet frame and a higher frequency of fixing of the moving parts such as top cover, side panels and internal screens, and allows to achieve such shielding performance. This model developed according to specific application needs, is suitable for modelling special products with particular shielding requirements. VERAK® EMC ENHANCED is an extremely robust cabinet characterized by a 2mm thick welded frame and a static load capacity of 1000 Kg. The front and rear doors are easily reversible and are equipped with a locking mechanism with rods that ensures the integrity of the sealing system. A swing handle controls a 4-point closing system which determines the correct pressure on the seals which ensure electrical continuity. To ensure the high shielding mentioned VERAK® EMC ENHANCED is available only with front metal door. The structure of the side panels and the doors have a double panel, one internal conductive and one external painted. Cable entry is provided through 10U panels positioned above or below the front or rear doors. The 10U cable entry panels have a recessed design to contain any input connectors and prevent them from protruding from the volume of the cabinet. Alternatively, it is possible to provide for the passage of cables from the bottom gland plate suitably worked according to the customer's drawing. Non-perforated EMC screens are provided in the upper and lower part of the cabinet. The top cover is removable and independent of EMC performance.

KEY FEATURES

- EMC cabinet with 40 dB attenuation at 3 GHz;
- Welded frame structure;
- Metal fingers unalterable over time;
- Side vented or fully vented top cover;
- 19" front and rear adjustable panel mounting angle conforming to IEC60297;
- 19" Reducing cable channel (rack width 800 mm) for vertical management of wiring, cable glands and preparation for mounting accessories for cable management;
- Removable side panels with captive screw closures;
- Front door and single rear metal door, swing handle with manual lock and 4-point locking system;
- Specialized solutions for custom configurations with rear part with reduced doors or introduction of 10U EMC rear cable entry panels;
- Castors with capacity up to 250 Kg optional;
- Static load capacity up to 1000 Kg uniformly distributed;
- Integrated earthing kit in accordance with EN60950.

VERAK® EMC ENHANCED
EMC performances

VERAK® EMC ENHANCED EMI tests in an anechoic chamber

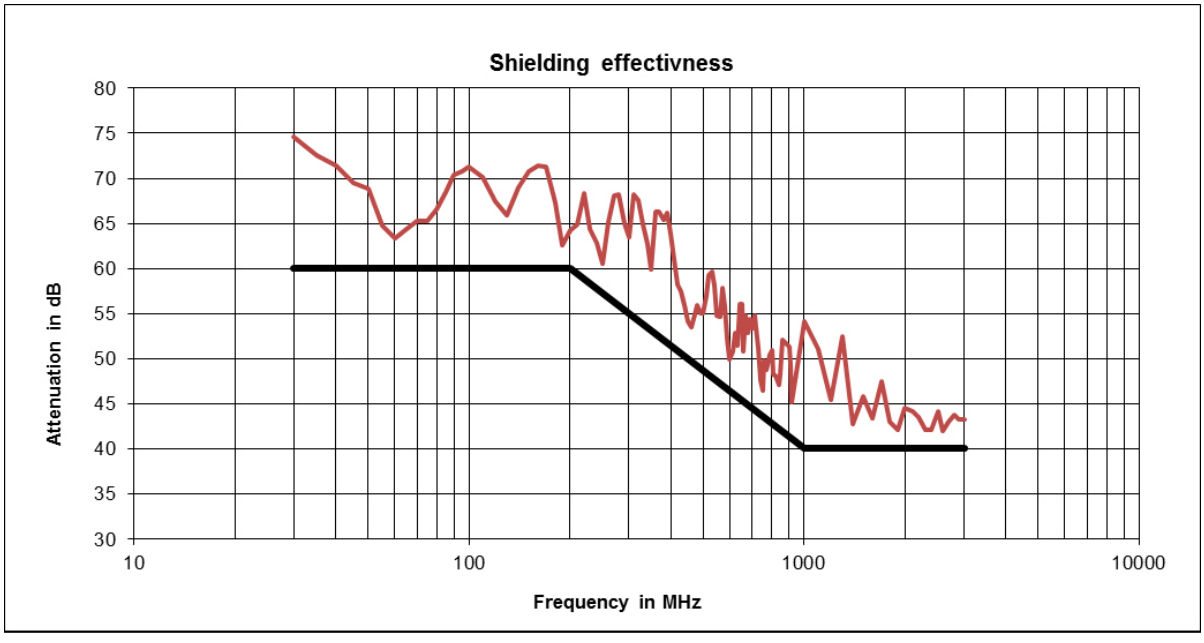

Measurement in range 30 MHz ÷ 3 GHz

VERAK® EMC
Handles & locks

HANDLES AND LOCKING SYSTEMS

The Primary configurations provide swing handle with manual locking. Versions with or without lock or mechanical combination are available as an option. Please order the selected lock or handle separately.

SWING HANDLE

Description	Order code
Swing handle	VT802-563495
Swing handle with numeric combination lock	VA554-546642

LOCK

Description	Order code
Keyed alike lock - manual locking (2 keys)	VA802-563610
Keyed alike lock - self locking (2 keys)	VA802-563532
Blank cover	VA802-563534

Standard solution - Swing handle with manual locking

Swing handle with blank cover

Swing handle with automatic locking

Swing handle with numeric combination lock

THERMAL KIT*

Description	Order code
600 x 600 mm, 4 fan unit, RAL 7035	VT802-560475
600 x 800 mm, 4 fan unit, RAL 7035	VT802-560476
800 x 600 mm, 4 fan unit, RAL 7035	VT802-560479
800 x 800 mm, 4 fan unit, RAL 7035	VT802-560480
600 x 600 mm, 4 fan unit, RAL 7035 with thermostat	VT806-600770
600 x 800 mm, 4 fan unit, RAL 7035 with thermostat	VT806-601170
800 x 600 mm, 4 fan unit, RAL 7035 with thermostat	on request
800 x 800 mm, 4 fan unit, RAL 7035 with thermostat	VT806-601027
600 x 600 mm, 4 fan unit, RAL 9005 with thermostat	VT806-600770_9005
600 x 800 mm, 4 fan unit, RAL 9005 with thermostat	VT806-600925
800 x 600 mm, 4 fan unit, RAL 9005 with thermostat	on request
800 x 800 mm, 4 fan unit, RAL 9005 with thermostat	VT806-600868

*Power cord not included



Thermal kit without and with thermostat

POWER CORD

Description	Order code
Cable 1,8 with socket CEE22	VA802-562463

THERMOSTAT AND WIRING KIT

Description	Order code
Thermostat and wiring kit	VK385-775843

Thermostat and wiring kit

FIXED SHELF KIT

Description	Order code
19” fixed shelf (600 mm) x 256 mm	VT802-561013
19” fixed shelf (600 mm) x 356 mm	VT802-561014
19” fixed shelf (600 mm) x 456 mm	VT802-561015
19” fixed shelf (600 mm) x 556 mm	VT802-561016
19” fixed shelf max 800 x 256 mm	VT802-561017
19” fixed shelf max 800 x 356 mm	VT802-561018
19” fixed shelf max 800 x 456 mm	VT802-561019
19” fixed shelf max 800 x 556 mm	VT802-561020



Fixed shelf kit

CHASSIS SUPPORTS KIT

Description	Grey RAL 7035 Order code	Zinc plated ‘conductive’ Order code
Chassis support 270 mm in cabinet 400 mm depth min.	VT802-561009	VT802-343304
Chassis support 370 mm in cabinet 500 mm depth min.	VT802-561561	VT802-343305
Chassis support 470 mm in cabinet 600 mm depth min.	VT802-561010	VT802-343306
Chassis support 570 mm in cabinet 700 mm depth min.	VT802-561562	VT802-343307
Chassis support 670 mm in cabinet 800 mm depth min.	VT802-561011	VT802-343308
Chassis support 770 mm	VT802-343186	VT802-343309
Chassis support 870 mm	VT802-343187	VT802-343310

Chassis supports kit

VERAK® EMC
Accessories

19” CANTILEVER SHELF KIT

Description	Order code
19” cantilever shelf (255 mm deep)	VT802-562284
19” cantilever shelf (400 mm deep)	VT802-562285



19” cantilever shelf

19” CANTILEVER SLIDING KEYBOARD SHELF KIT

Description	Order code
19” x 400 mm keyboard shelf	VT802-3635758

19” cantilever sliding keyboard shelf

19” SLIDING DRAWER KIT

Description	Order code
19” 2U sliding drawer kit RAL 7035	VT390-787964

HEAVY DUTY SLIDING SHELF KIT

Description	Order code
19” x 630 mm heavy duty sliding shelf	VT802-3635737

19" DIN BAR PANEL KIT

Description	Grey RAL 7035 Order code	Black RAL 9005 Order code
19” DIN BAR panel kit - 150 mm depth	VT390-787140-B	VT390-787644
19” DIN BAR panel kit - 180 mm depth	VT390-787647-B	VT390-787647
19” DIN BAR panel kit with tildable lexan panel - 180 mm depth	VT390-788068-B	VT390-788068



19” sliding drawer kit



19” Din bar panel kit

19” Din bar panel kit with tildable lexan panel



Heavy duty sliding shelves

KIT FOR PLINTH - 100 mm

Description	Order code
600 x 600 / 600 x 800 mm rear and front panels	VT802-561038
800 x 600 / 800 x 800 mm rear and front panels	VT802-561039
600 x 600 / 800 x 600 mm side panels	VT802-561035
600 x 800 / 800 x 800 mm side panels	VT802-561036
600 x 600 / 800 x 600 mm vented plinth side trimes	VT806-601222
Corners kit (4 pcs)	VT567-565504

Plinth

PLINTH KIT - 200 mm

Description	Order code
Plinth kit 600 x 600 - side blank panel	VT554-547271
Plinth kit 600 x 800 - side blank panel	VT554-547264
Plinth kit 800 x 600 - side blank panel	VT554-547272
Plinth kit 800 x 800 - side blank panel	VT554-547273

CASTORS KIT

Description	Order code
Heavy duty castors kit unbraked	VT567-565408
Heavy duty braked / unbraked castors kit	VT567-565409

Castors kit

Lifting eyes kit

LIFTING EYES KIT

Description	Order code
Lifting eyes kit	VT567-565489

DOCUMENT HOLDER

Description	Order code
Document holder A4 size	VT802-553081

Document holder

EARTH CONTINUITY KIT

Description	Order code
Earth continuity kit	VT802-560005
Earth continuity kit - supplied assembled	VT567-565900
1U 19” copper earthing bar kit with isolators	VT555-500515
Equipment busbar for cabinets - 1 off	VT802-556088



1U 19” copper earthing bar kit with isolators



Busbar systems / Earthing bars

VERAK® EMC
Power Distribution Unit

1U 19" RACKMOUNT MULTISTANDARD ALUMINUM PDU
2 mt cable + plug Schuko

N. sockets	A	Protection	Order code
6	16A	--	C06ALMST-SI2S
6	16A	Illuminated switch	C06ALMST-IL2S
7	16A	MGT 2P+N	C07ALMST-MT2S
8	16A	--	C08ALMST-SI2S
8	16A	Illuminated switch	C08ALMST-IL2S



Multistandard aluminum PDU

1U 19" RACKMOUNT MULTISTANDARD STEEL PDU
2 mt cable + plug Schuko

N. sockets	A	Protection	Order code
6	16A	--	K06MET-SI2S
6	16A	Illuminated switch	K06MET-IL2S
6	16A	MGT 2P+N	K06MET-MT2S
8	16A	--	K08MET-SI2S
8	16A	Illuminated switch	K08MET-IL2S
9	16A	MGT 2P+N	K09MET-MT2S



Multistandard steel PDU

MULTISTANDARD VERTICAL ALUMINUM PDU
2 mt cable + plug Schuko

N. sockets	A	Protection	Order code
12	16A	MGT 2P+N	C12ALMST-MT2S
12	16A	Illuminated switch	C12ALMST-IL2S
16	16A	Illuminated switch	C16ALMST-IL2S
16	16A	MGT 2P+N	C16ALMST-MT2S



Multistandard aluminum vertical PDU

1U 19" RACKMOUNT IEC C13 STEEL PDU
2 mt cable + plug Schuko

N. sockets	A	Protection	Order code
8	16A	Illuminated switch	C08MET-16AC13IECIL2S
8	16A	MGT 2P+N	C08MET-16AC13IECMT2S
12	16A	Illuminated switch	C12MET-16AC13IECIL2S

IEC C13 8/12 sockets steel PDU

1U 19" RACKMOUNT IEC C13 STEEL PDU
3 mt cable + plug IEC60309

N. sockets	A	Protection	Order code
16	16A	--	K16MET-16AC13IECIND3MT
16	32A	--	K16MET-32AC13IECIND3MT

IEC C13 16 sockets steel PDU

VERAK® EMC
Configurations Examples

VERAK® EMC Application: Industry

Custom version 27U 600 x 800 mm, front glass door, reduced rear metal door and 10U connector panel. RAL 7016 execution.

VERAK® EMC Application: Railway Signalling

Custom version 27U 600 x 600 mm front double shielded glasses door and rear double metal door.

VERAK® EMC Application: Industry

Custom version 37U 600 x 1000 mm, bayed cabinets with front and rear shorter door plus 10U connector panels.

VERAK® EMC Application: Railway Signalling

Custom version 42U 800 x 1000 mm with front door with shielded glass, vented top cover with 4 fans tray.

GOMA ELETTRONICA SpA
Strada Antica di Collegno, 225
10146 Torino - Italia

Tel: +39 011 7725024

www.apw.eu.com

All trademarks are the property of their respective owners
GOMA ELETTRONICA SpA • P-CTG-EN 1223

Designed by GOMA ELETTRONICA SpA

KEEP IN TOUCH